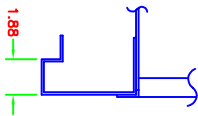


MODEL NO	A	B	C	D	E	F	G	H	J	K	M	N	P	R	S	T	U	V	X	Y	Z	**FA FILTER QUANTITY	**FA FILTER/HOOD QUANTITY
18	82	60	54	8.5	40.5	2	56	18.5	19.13	12.5	22.13	40.75	56.25	69.5	76	28	10	19.38	22.38	24	10	(6)20"x25"&(3)16"x25"	(6)20"x25"&(3)16"x25"
20	82	60	54	8.5	40.5	2	56	18.94	25	12.5	23	40.75	56.25	69.5	76	28	10	25.25	23.25	24	10	(6)20"x25"&(3)16"x25"	(6)20"x25"&(3)16"x25"
22	100	79	58	8.5	46.5	2	76	20.31	27.5	15.5	27.5	46.75	76.25	89.5	76	28	10	27.75	27.75	24	10	(9)20"x25"&(3)16"x25"	(9)20"x25"&(3)16"x25"
25	100	79	58	8.5	46.5	2	76	21.75	31.5	15.5	31.5	46.75	76.25	89.5	76	28	10	31.75	31.75	24	10	(9)20"x25"&(3)16"x25"	(9)20"x25"&(3)16"x25"
27	100	88	66	10.5	52.5	2	80	23	34.5	15.5	34.5	52.75	80.25	95.25	101	28	10	34.75	34.75	24	10	(20)20"x25"	(16)20"x25"
30	100	88	66	10.5	52.5	2	80	24.88	37	15.5	37	52.75	80.25	95.25	101	28	10	37.25	37.25	24	10	(20)20"x25"	(16)20"x25"
33	112	98	76	11.5	59.5	2	92	22	43.19	18.5	40	59.75	92.25	91.25	101	28	10	43.25	40.25	24	10	(15)20"x25"&(10)16"x25"	(12)20"x25"&(8)16"x25"
36	112	98	76	11.5	59.5	2	92	43.19	15.5	15.5	43	59.75	92.25	91.25	101	28	10	43.25	43.25	24	10	(15)20"x25"&(10)16"x25"	(12)20"x25"&(8)16"x25"

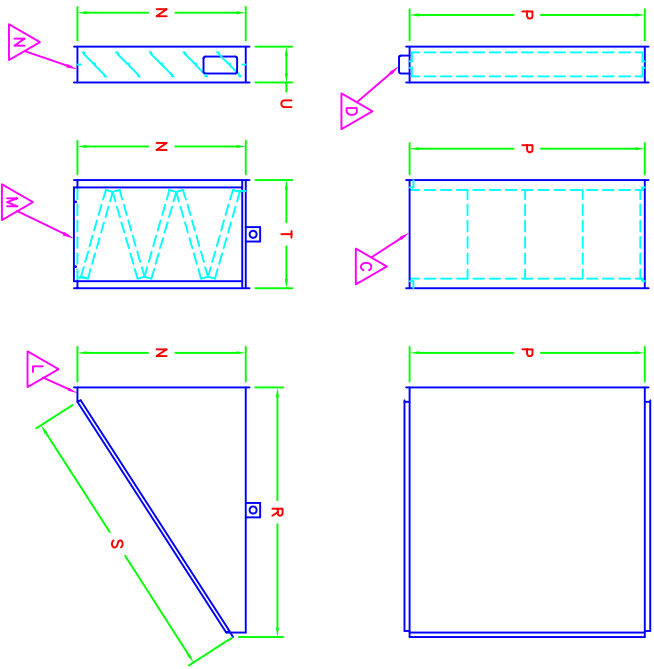
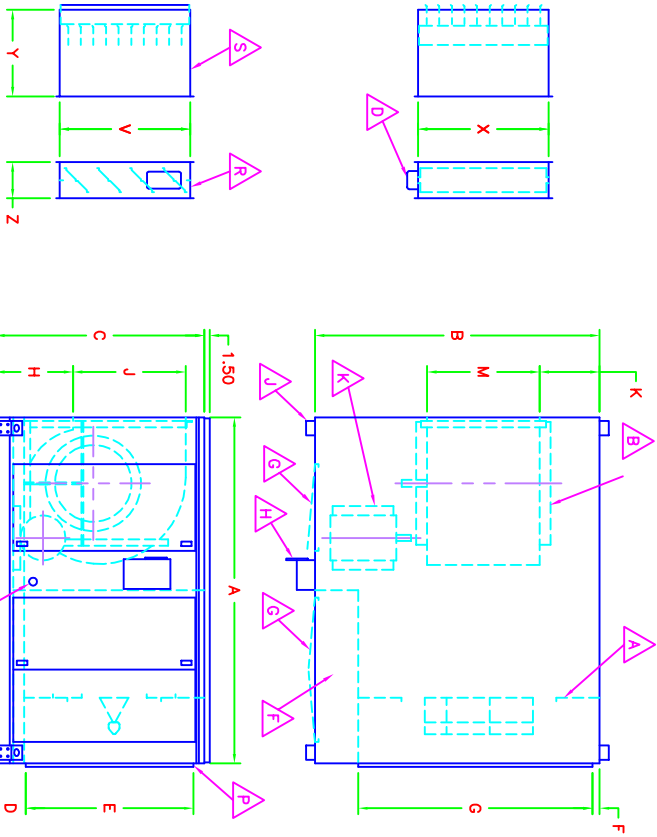
- A BURNER PROFILE
- B FC DWDI BLOWERS
- C LIFT-OFF INTAKE FILTER SERVICE DOOR
- D DAMPER MOTOR
- E GAS CONNECTION
- F ELEC/MANIFOLD CONTROLS VESTIBULE
- G HINGED SERVICE DOOR
- H MAIN DISCONNECT SWITCH
- J LIFTING LUG (4-PLACES)

- K SUPPLY FAN BLOWER MOTOR
- L STANDARD FRESH AIR INTAKE HOOD (FILTERS SUPPLIED ONLY WHEN ORDERED)
- M FRESH AIR INTAKE FILTER
- N FRESH AIR INTAKE DAMPER
- P FRESH AIR INTAKE OPENING
- R DISCHARGE DAMPER
- S DISCHARGE DIFFUSER



TYPICAL BASE DETAIL

- NOTES:
- 1 INCH CONNECTION FLANGE SUPPLIED AROUND FRESH AIR INTAKE OPENING
 - EQUIPMENT SUPPORT RECOMMENDED UNDER FRESH AIR INTAKE FILTER ON RAM 22 & UP
 - DISCHARGE DIFFUSER SUPPLIED WITH ADJUSTABLE BLADES
 - BURNER PROFILE AVAILABLE IN TWO-SPEED CONFIGURATION
 - BASE DESIGNED FOR FLAT MOUNT OR CURB MOUNT
 - ALL DIMENSIONS SHOWN IN INCHES
 - **FA : FRESH AIR
 - ***-LIFTING EYES ARE LOCATED ON INTAKE & DISCHARGE ENDS ON RAM 33/36



	DRAWING/PART NUMBER 30400024	DRAWN BY TKL	DATE 02/10/00	REVISION DESCRIPTION RAM-18, 20, 22, 25, 27, 30, 33 AND 36 ARRANGEMENT H4 HORIZONTAL DISCHARGE	ECH NO 	DWG 	DATE
	MATERIAL 	APPROVED BY 	REV 	TITLE 	TOLERANCES 2 PLCS ±.03 3 PLCS ±.015		